

December 2025

MDOC Adult Data Report



MDOC Data Team

This document contains key adult correctional data points to assist management and staff in making evidence-based decisions.

Randall Liberty
Commissioner

Anthony Cantillo
Deputy Commissioner

Maine Department of Corrections
25 Tyson Drive
State House Station 111
Augusta Maine 04333-0111
207-287-2711

1/12/2026



Maine Department of Corrections December 2025 Data Reporting

Contents

1.0 Population & Demographics	3
1.1 Incarcerated Population	3
1.2 Behavioral Health Services	4
1.3 Administrative Control Unit Population	5
1.4 Restrictive Housing Population	6
2.0 Correctional Programming	9
2.1 Resident Classification Reviews.....	9
2.2 DOC Programming by Type	10
3.0 Classification	11
3.1 Average Monthly Gain, by Year, by Gender	11
3.2 Current Custody Ratings.....	11
3.3 Facility Transfers.....	12
4.0 Supervised Community Confinement Program (SCCP)	13
5.0 Prison Industries Report.....	14
6.0 Office of Victim Services.....	15
7.0 Adult Community Corrections.....	17
7.1 Adult Community Caseloads	17
7.2 Average Age and Race of Adult Probationers by Gender	18
7.3 Community Population Over Time	18
7.4 Community Investigations.....	19
7.5 Leading the Way.....	19
7.6 Probation Successful Completions:	20
7.7 Violations & Revocations.....	20



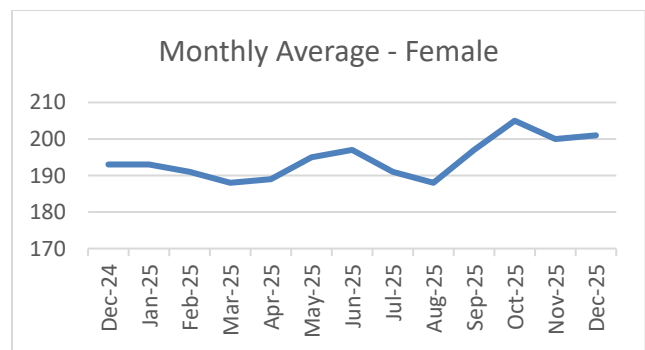
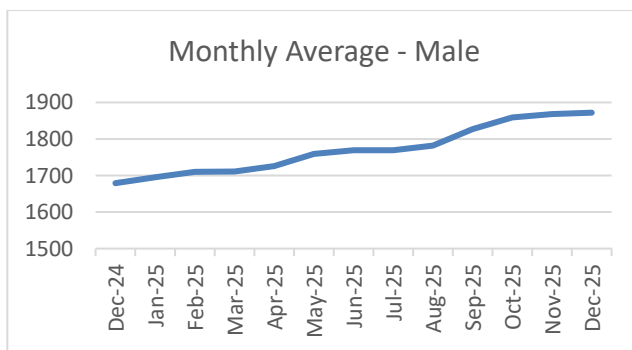
Maine Department of Corrections December 2025 Data Reporting

1.0 Population & Demographics

1.1 Incarcerated Population

2024-2025 average population, by month, by gender. Average Population YTD is based only on 2025 months.

Month-Year	Male	Female	Total
December 2024	1679	193	1871
January 2025	1695	193	1888
February 2025	1710	191	1901
March 2025	1711	188	1900
April 2025	1726	189	1915
May 2025	1759	195	1954
June 2025	1769	197	1966
July 2025	1769	191	1960
August 2025	1782	188	1970
September 2025	1827	197	2024
October 2025	1859	205	2064
November 2025	1868	200	2069
December 2025	1872	201	2074
Average Population YTD	1779	195	1974



Population Demographics

Average Age

	Male	Female
December 2025	42	40

Racial Breakdown by Gender

	Male	Female
Asian	0.53%	0.00%
Black or African American	12.99%	1.15%
Native American	3.19%	4.60%
Native Hawaiian	0.06%	0.00%
Two or More Races	1.01%	.99%
Unknown	1.59%	0.00%
White	80.63%	93.26%
Totals	100%	100%



Maine Department of Corrections December 2025 Data Reporting

Current Population by Controlling Sentence

The table to the right shows the total population by controlling sentence. The “Null” category is a result of the correctional information system not being able to determine a controlling sentence. The “Attempt” category represents several offense types where the controlling offense was attempted but not successful. Controlling offense reflects all adult facility population on January 6, 2026.

Controlling Sentence	Total	%	Controlling Sentence	Total	%
Null	19	1%	Murder	229	11%
Arson	28	1%	Offenses/Family	4	0%
Assault/Threaten	321	16%	OUI	16	1%
Attempt	27	1%	Property Damage	6	0%
Bail	13	1%	Public Admin	20	1%
Burglary	92	5%	Public Order	1	0%
Conspiracy	6	0%	Public Safety	1	0%
Drugs- Trafficking	484	24%	Robbery	80	4%
Drugs- Possession	66	3%	Sex Offenses	267	13%
Drugs- Other	6	0%	Stalking/Terrorize	12	1%
Falsification	20	1%	Theft	111	6%
Forgery	9	0%	Traffic Criminal	59	3%
Kidnapping	16	1%	Trespass	5	0%
Manslaughter	83	4%	Weapons	17	1%

1.2 Behavioral Health Services

Wellpath provided behavioral health services for December 2025:

- Substance use disorder assessments — 57
- Behavioral health intakes — 110
- Behavioral health sick calls answered — 548
- Adult facility residents on psych meds —1,336
 - 184 females
 - 1,152 males
- IMHU screenings — 0
- IMHU groups offered — 45
- Number of times IMHU residents attended groups — 237
- Average number of IMHU daily individual therapy sessions — 6

Intensive Mental Health Unit (IMHU) Average Population

MDOC recognizes the need to provide structured intensive mental health services in a specialized mental health housing unit to accommodate the needs of male prisoners experiencing serious mental health problems.

The table to the right shows the average daily population in the IMHU by month, while below shows annual ADP.

Year	2014	2015	2016	2017	2018	2019	2020	2021	2022	2023	2024
ADP	22	21	22	26	26	27	23	27	26	26	24

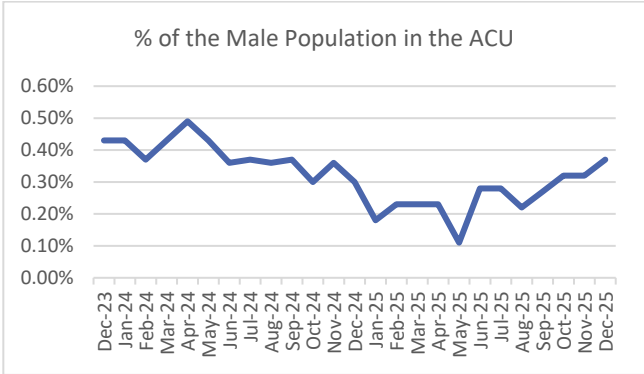
IMHU Month/Year	Average Pop
December 2024	23
January 2025	24
February 2025	23
March 2025	24
April 2025	25
May 2025	24
June 2025	24
July 2025	24
August 2025	23
September 2025	25
October 2025	28
November 2025	29
December 2025	28
Avg ADP 2025 YTD	25



1.3 Administrative Control Unit Population

The Administrative Control Unit (ACU) is a housing unit at the Maine State Prison for residents in need of an extended period of intensive security and programming, when a return to a larger general population may pose an on-going or serious threat to the safety of others, risk of escape, or another repeated or serious threat to facility security. Residents in the ACU are afforded at least four (4) hours of time out of cell, per day, and are afforded access to programs, services, and communications comparable to general population housing areas.

The percent of the adult male population that was housed in the Administrative Control Unit (ACU) during the month of December 2025 was 0.37% (7 residents). The percent of the adult male population in ACU over the past two years is shown in the graph below.



The below tables show the demographics of residents in the Administrative Control Unit during the month of December 2025.

Race	Males	
Asian	0	0.0%
Black or African American	3	42.86%
Native American	0	0.0%
'Native Hawaiian or Pacific Islander	0	0.0%
Two or More Races	0	0.0%
Unknown	1	14.29%
White	3	42.86%

Age Groups	Males	
20's	2	28.57%
30's	3	42.86%
40's	2	28.57%
50's	0	0.0%
60's	0	0.0%
70's	0	0.0%



Maine Department of Corrections December 2025 Data Reporting

1.4 Restrictive Housing Population

Restrictive housing at MDOC is defined as housing that separates a resident from the general population and restricts the resident to his or her cell twenty-two (22) hours or more per day for the safe and secure operation of the facility.

Administrative status is the MDOC's designation used when placing a resident in restrictive housing. Administrative status is the placement of a resident in a cell in a restrictive housing unit separated from the general population or in another housing unit only for as long as necessary as a result of a determination that there is a direct threat to the safety of persons or a clear threat to the safe and secure operation of the facility if the prisoner is on a less restrictive status.

The number of stays below and to the left are the number of times any resident spent any amount of time on the status during the month of December 2025. The number of unique residents below and to the right, are the number of residents that spent any amount of time on the status during the month of December 2025.

Number of Stays for Each Status	Male	Female
Administrative Status	80	1
Disciplinary Segregation	13	0

Number of Unique Residents for Each Status	Male	Female
Administrative Status	72	1
Disciplinary Segregation	13	0

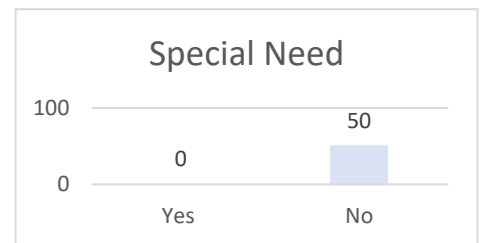
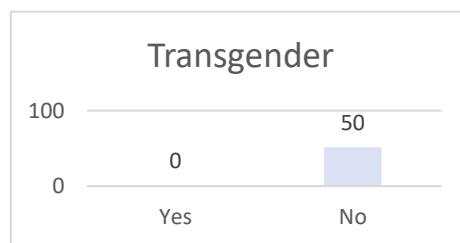
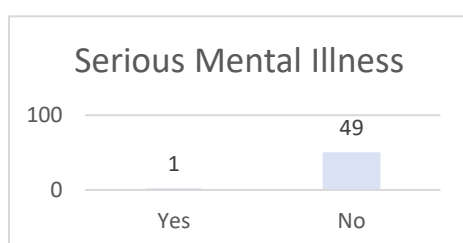
The tables below show the demographics of residents on a restrictive housing status during the month of December 2025.

Race	Male		Female	
Asian	1	1.25%	0	0.0%
Black or African American	22	27.50%	0	0.0%
Native American	5	6.25%	0	0.00%
Nat. Hawaiian or Pac. Islander	0	0.0%	0	0.0%
Two or More Races	0	0.0%	0	0.0%
Unknown	1	1.25%	0	0.0%
White	51	63.75%	1	100.00%

Age Groups	Male		Female	
20's	21	26.25%	0	0.00%
30's	29	36.25%	0	0.00%
40's	22	27.50%	1	100.00%
50's	5	6.25%	0	0.00%
60's	3	3.75%	0	0.00%
70's	0	0.0%	0	0.00%
80's	0	0.0%	0	0.00%

An administrative status placement is an option of last resort, to be used only when a less restrictive alternative has not been or would not be effective to resolve the threat posed. This is especially important if a client has any medical or mental health condition that might contraindicate the placement.

In December, there was one resident with a serious mental illness at time of Administrative Status placement. No residents identified as transgender or had a special need. "Special need" refers to residents with higher psychiatric acuity who need consistent/regular and frequent engagement with the mental health and psychiatric teams.





Maine Department of Corrections December 2025 Data Reporting

For residents placed on Administrative Status during the month of December 2025, the following table lists the reasons for the Administrative Status placement.

Reason for Placement	# of Residents	Reason for Placement	# of Residents
Safety Concern	16	Threatening	7
Physical Altercation	14	Refusing Staff Orders	6
Assault	12	Trafficking	2
Contraband	8	Contraband Watch	1

Average Daily Population on a Restrictive Housing Status by Type

The below tables show the average daily population of residents on a restrictive housing status, as well as the ADP on those statuses as a percent of the total population for the month of December 2025.

Male	
Restrictive Housing Type	ADP on Status
Administrative Status	16.03
Disciplinary Segregation	6.10
Daily Average of Males on RH Status	22.13
% of Male Population on RH Status	1.18%

Female	
Restrictive Housing Type	ADP on Status
Administrative Status	0.13
Disciplinary Segregation	0.00
Daily Average of Females on RH Status	0.13
% of Female Population on RH Status	0.06%

Average Daily Population on a Restrictive Housing Status by Type and Facility

Gender	Facility	Average Daily Population on Administrative Status in December 2025
Females	MCC	0.13
	Daily Average of Females on Administrative Status	0.13
	% of Female Population on Administrative Status	0.06%
Males	MSP	13.06
	MCC	2.39
	MVCF	0.58
	Daily Average of Males on Administrative Status	16.03
	% of Male Population on Administrative Status	0.86%
All Residents Daily Average on Administrative Status		16.16
% of Total Population on Administrative Status		0.78%

Gender	Facility	Average Daily Population on Disciplinary Segregation Status in December 2025
Females	MCC	0.00
	Daily Average of Females on Disciplinary Segregation	0.00
	% of Female Population on Disciplinary Segregation	0.00%
Males	MSP	6.10
	MCC	0.00
	MCVCF	0.00
	Daily Average of Males on Disciplinary Segregation	6.10
	% of Male Population on Disciplinary Segregation	0.33%
All Residents Daily Average on Disciplinary Segregation		6.10
% of Total Population on Disciplinary Segregation		0.29%

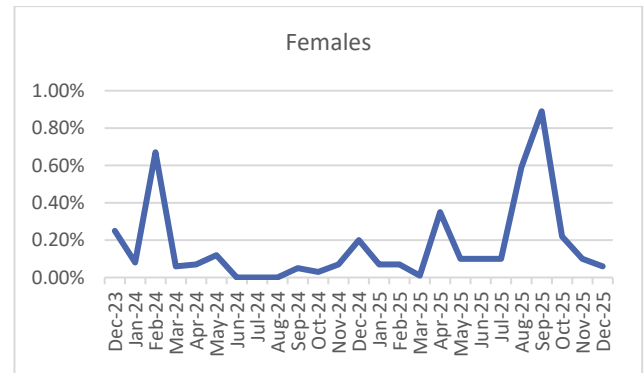
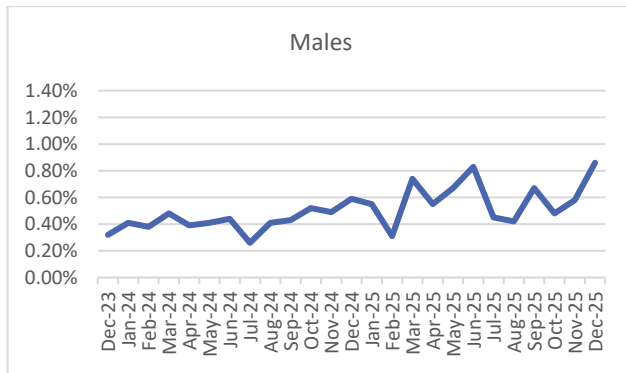


Maine Department of Corrections December 2025 Data Reporting

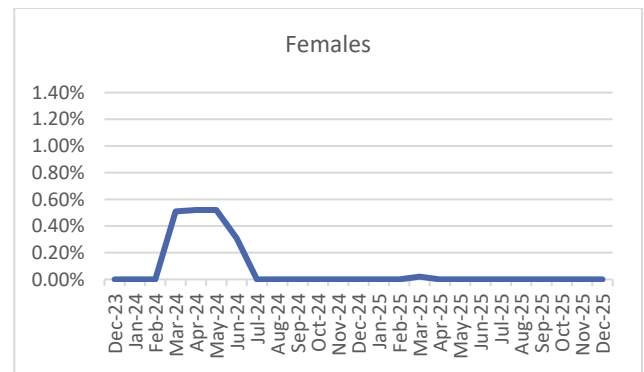
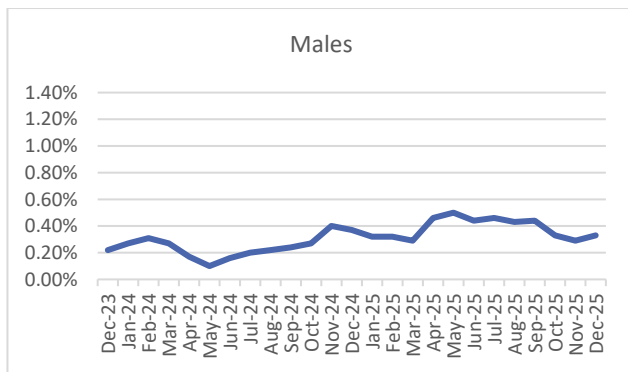
Average Daily Population on a Restrictive Housing Status as a Percent of the Population

The below graphs show the average daily population as a percent of the population for each type of Restrictive Housing status.

Percent of the Population on Administrative Status



Percent of the Population on Disciplinary Segregation



Average Length of Completed Stay on a Restrictive Housing Status

The tables below show the average number of days residents spent on each status. The data includes all residents whose status ended during each month.

Males	Admin	Disc
Jan-25	3.73	28.00
Feb-25	4.15	52.67
Mar-25	4.21	195.67
Apr-25	3.81	61.50
May-25	3.60	37.00
Jun-25	3.29	64.16
Jul-25	6.35	123.00
Aug-25	2.83	32.2
Sept-25	4.49	47.00
Oct-25	4.44	45.5
Nov-25	5.70	None Completed
Dec-25	6.35	108.00

Females	Admin	Disc
Jan-25	1.00	None Completed
Feb-25	1.00	None Completed
Mar-25	1.00	7.00
Apr-25	1.00	None Completed
May-25	0.67	None Completed
Jun-25	2.00	None Completed
Jul-25	1.00	None Completed
Aug-25	1.88	None Completed
Sept-25	2.83	None Completed
Oct-25	4.43	None Completed
Nov-25	2.00	None Completed
Dec-25	3.00	None Completed



Maine Department of Corrections December 2025 Data Reporting

2.0 Correctional Programming

2.1 Resident Classification Reviews

Client classification is a correctional process by which each resident is rated per his/her institutional risk and is used to determine an appropriate housing unit. There are four classifications for MDOC residents, including: Close, Medium, Minimum, and Community. An Initial Classification is performed upon admission to a correctional facility after completion of intake assessments. After the initial classification, residents with more than 5 years must be reviewed annually. Residents with 5 years or less remaining, or who are transgender, or intersex must be reviewed every 6 months. Case Managers and Unit Teams combined are responsible for keeping classifications up to date.

Classification reviews by facility can be found below (as of January 7, 2026).

Classification Review Status	BCF	DCF	MCC-F	MCC-M	MSP	MVCF	Total
Ok	151	30	145	201	681	242	1450
Coming Due	51	17	41	42	220	81	452
Coming Due- Pending Classification	6	0	0	2	7	1	16
Overdue- Pending Classification	0	0	0	0	0	2	2
Overdue	6	0	1	3	14	3	27
Facility Totals	214	47	187	248	922	329	1947
Not requiring review (within 60 days to release)							112
Grand Toal							2059

Case Managers (CM) and Case Plans (CP) The table refers to the status of resident case plans, as well as the percentage of resident reentry case plan notes entered that are required per MDOC policy December 2025 data).

	BCF	DCF	MCC-F	MCC-M	MSP	MVCF	All Facility Average
Case Plan OK	89%	100%	85%	85%	84%	95%	90%
Old CP Review	8%	0%	13%	10%	9%	4%	7%
Old CM	5%	0%	0%	3%	8%	1%	3%
Reentry Contacts Completed	100%	100%	91%	93%	99%	99%	97%
Contact Standards	94%	100%	93%	92%	90%	100%	95%



Maine Department of Corrections December 2025 Data Reporting

2.2 DOC Programming by Type

Active and waitlisted numbers are non-duplicated in each treatment or programming area, as of January 7, 2026.

Substance Use Disorder Treatment “Tier 2” outpatient level treatment services:

		Active	Waitlisted
Tier 2	Female	24	75
	Male	98	508

Substance Use Disorder Treatment “Tier 1” residential level treatment services:

		Active	Waitlisted
Tier 1	Female	2	18
	Male	10	41

Medications for Substance Use Disorder (MSUD) treatment services:

		Active	Waitlisted
MSUD	Female	125	1
	Male	894	12

Education Programming, excluding college degree programs:

		Active	Waitlisted
Education Programs	Female	41	1
	Male	226	72

College and College Degree Programs:

		Active	Waitlisted
College	Female	55	5
	Male	156	18

Vocational Programming:

		Active	Waitlisted
Vocational Programs	Female	26	8
	Male	256	329

Other Programming:

Program Name	Active		Waitlisted	
	F	M	F	M
Anger Management	0	12	19	70
Building Resiliency	0	0	1	0
CBI-IPV	0	59	0	169
Challenge Program- Orientation	0	2	0	2
Challenge Program - Rational Thinking	0	9	0	2
Grief And Loss	0	0	0	1
Healthy Relationships	2	0	2	2
Houses Of Healing	0	9	0	10
Hustle 2.0	0	0	0	1
Inside-Out Dads	0	4	0	59
Long Distance Dads	0	0	0	7
MBH - Parenting Inside Out	3	0	14	0
MPRN	0	0	0	1
New Freedom	0	8	0	19
Nonviolent Communication	0	0	0	31
NVC Foundations	0	0	0	2
Planning Your Release	0	0	0	16
Prison Fellowship Academy	0	14	0	3
Problem Sexual Behavior Tx Building a Balanced Life	2	38	2	120
Psychology Of Incarceration	0	6	0	19
R&R2	0	0	0	19
Recovery Coach Academy	1	0	1	12
Recovery Coach Ethics Training	0	0	1	7
Recovery Peer Support- Coach	16	27	0	12
Recovery Peer Support- Participant	8	23	0	5
Resident Advisory Council	0	11	0	1
Restorative Justice	0	0	0	1
Restorative Justice - Be Heard	1	0	1	2
SAFE	1	15	21	69
The Impact of Crime	0	0	1	24
Thinking for a Change	0	29	4	154
YARP	0	28	0	9
Grand Total	34	294	67	849



Maine Department of Corrections December 2025 Data Reporting

3.0 Classification

3.1 Average Monthly Gain, by Year, by Gender

This chart shows the average gain/loss of adult facility residents, by gender and calendar year. 2025 includes the current year's months to date.

Year	Average Monthly Gain		
	Males	Females	All
2015	0.83	4.08	4.92
2016	5.33	2.25	7.25
2017	1.25	0.42	1.67
2018	-6.17	2.00	-4.08
2019	-13.75	-1.00	-14.75
2020	-28.42	-1.08	-29.5
2021	-7.58	1.25	-6.25
2022	8.58	5.42	14.00
2023	15.75	5.17	20.92
2024	8.50	2.42	10.92
2015-2024	-1.57	2.09	0.51
2025	15.75	.75	16.50

Admissions & Releases by Facility

December 2025	BCF	DCF	MCC-M	MCC-F	MSP	MVCF	Totals
Admissions for New Charges	N/A	N/A	35	10	1	0	46
Admissions for Probation Violations	N/A	N/A	32	8	0	0	40
Releases to Probation	6	0	9	10	12	12	49
Straight Releases	4	2	3	7	20	8	44

3.2 Current Custody Ratings

Custody Rating Overtime - 2024 & 2025

		Dec-2024	Jan-25	Feb-25	Mar-25	Apr-25	May-25	Jun-25	Jul-25	Aug-25	Sep-25	Oct-25	Nov-25	Dec-25
	Male	Close	7%	8%	8%	8%	8%	8%	8%	8%	7%	8%	8%	7%
	Male	Medium	46%	50%	50%	51%	51%	52%	51%	52%	52%	53%	53%	47%
		Minimum	18%	22%	22%	21%	20%	20%	20%	20%	20%	19%	19%	17%
		Community	26%	16%	16%	16%	17%	17%	17%	17%	17%	17%	16%	27%
		Unclassified	3%	4%	4%	4%	5%	4%	3%	4%	3%	5%	4%	2%
		Grand Total	100%	100%	100%	100%	100%	100%	100%	100%	100%	100%	100%	100%
Female	Female	Close	1%	2%	2%	2%	2%	3%	4%	3%	3%	4%	3%	2%
		Medium	36%	41%	42%	40%	40%	37%	37%	37%	36%	35%	38%	32%
		Minimum	20%	29%	30%	30%	27%	30%	32%	30%	30%	35%	33%	24%
		Community	42%	26%	25%	25%	26%	25%	24%	27%	25%	21%	26%	41%
		Unclassified	1%	2%	1%	3%	5%	5%	3%	2%	6%	5%	1%	0%
		Grand Total	100%	100%	100%	100%	100%	100%	100%	100%	100%	100%	100%	100%



Maine Department of Corrections December 2025 Data Reporting

3.3 Facility Transfers

Number of Transfers between Facilities

Transfer from:	Transfer to:	24-Dec	25-Jan	25-Feb	25-Mar	25-Apr	25-May	25-Jun	25-Jul	25-Aug	25-Sep	25-Oct	25-Nov	25-Dec
BCF	DCF	0	0	0	0	0	1	1	0	0	0	2	0	0
	MCC	0	0	0	0	0	0	0	0	0	0	0	1	0
	MSP	2	4	3	2	1	1	1	4	6	15	3	3	3
	MVCF	1	0	0	1	0	1	0	1	0	1	0	0	1
DCF	BCF	0	0	1	0	0	0	1	0	0	0	0	0	0
	MCC	0	0	0	0	0	0	0	0	0	0	0	0	0
	MSP	0	0	0	0	0	0	0	0	0	1	1	0	0
	MVCF	2	3	1	2	0	0	0	3	1	1	0	0	0
MCC	BCF	0	9	9	6	2	8	4	10	1	5	12	3	6
	DCF	0	0	2	0	0	0	0	0	1	0	0	0	0
	MSP	40	31	26	22	34	26	24	87	67	60	33	36	49
	MVCF	19	18	16	15	21	14	14	46	12	29	12	22	15
MSP	BCF	12	4	0	10	5	11	7	12	11	18	6	10	8
	DCF	0	5	0	6	0	0	0	1	0	0	0	2	1
	MCC	1	1	4	2	5	2	2	3	3	3	3	2	3
	MVCF	6	5	8	6	8	6	8	12	10	7	18	8	10
MVCF	BCF	2	3	3	0	1	0	0	1	1	2	0	2	2
	DCF	0	2	0	1	1	0	1	4	3	1	3	2	1
	MCC	0	0	0	0	1	0	0	0	0	0	1	0	0
	MSP	0	6	4	13	12	2	4	5	4	4	6	5	1
Grand Total		85	91	77	86	91	72	67	189	120	147	100	96	100



Maine Department of Corrections December 2025 Data Reporting

4.0 Supervised Community Confinement Program (SCCP)

The purpose of the Supervised Community Confinement Program is to provide a means of successful reentry of facility residents into the community. Residents transferred to supervised community confinement are still considered facility residents while in the program. The place of confinement is in the community, rather than in a correctional facility. Participation in this program is a privilege that may be afforded to residents who meet the established criteria.

Current Participant Data as of 01/01/2026

Current Participants by Facility

Male	BCF	14
	DCF	6
	MCC	0
	MSP	0
	MVCF	23
Female	SMWRC	14
Total		57

Current Participants by Region

Region 1	13
Region 2	18
Region 3	26
Total	57

Current Participants Race & Gender Demographics

Race	SCCP Participants		MDOC Population	
	M	F	M	F
Asian	0.0%	0.0%	0.5%	0.0%
Black or African American	9.3%	14.3%	12.9%	0.5%
Native American	0.0%	0.0%	3.2%	4.1%
Native Hawaiian	2.3%	0.0%	0.1%	0.0%
Two or More Races	0.0%	0.0%	1.0%	1.0%
Unknown	4.7%	0.0%	1.6%	0.0%
White	83.7%	85.7%	80.7%	94.4%
Total	100%	100%	100%	100%

		Jan	Feb	Mar	Apr	May	Jun	Jul	Aug	Sept	Oct	Nov	Dec	2025
Male	SCCP Placements	7	6	4	3	6	4	9	3	4	9	12	8	75
	SCCP Completions	3	3	8	4	5	4	3	5	3	2	4	9	53
	Violations (return to custody)	1	3	0	3	0	0	1	1	0	2	0	1	12
Female	SCCP Placements	5	3	1	0	1	3	5	2	1	2	6	3	32
	SCCP Completions	2	3	2	3	2	2	1	2	6	3	0	5	31
	Violations (return to custody)	0	1	1	0	0	0	1	0	0	0	0	0	3
All	SCCP Placements	12	9	5	3	7	7	14	5	5	11	18	11	107
	SCCP Completions	5	6	10	7	7	6	4	7	9	5	4	14	84
	Violations (return to custody)	1	4	1	3	0	0	2	1	0	2	0	1	15

SCCP applicants and participants may appeal the decision to deny their transfer to SCCP or the decision to remove them from the program. The decisions made after the review of each appeal are included in the table below.

Response to Appeal	Appeal of SCCP Transfer Denial		Appeal of Removal from SCCP	
	December 2025	2025	December 2025	2025
Decision Upheld	3	24	0	0
Decision Reversed	0	1	0	0
Decision Modified	0	0	0	0
Remanded for Further Review	0	2	0	0
Total Decisions after Appeal	3	27	0	0



Maine Department of Corrections December 2025 Data Reporting

5.0 Prison Industries Report

Prison Industries exist at all adult facilities and provide vocational skill training and work opportunities for residents. The wage earned goes towards room and board, paying fines and restitution, and for resident expenses and savings accounts.

The chart breaks down each job by facility location, number of employees, and total numbers worked during a given month's pay period. Depending on when paydays fall, one month can show an extra pay week. The "MSP/MCC Women" Facility designation means women at MCC who were working on a project under MSP's Industries.

Resident Jobs by Facility and Wages Earned

Facility	Job Designation	June		July		August		September		October		November		December	
		# of Emp.	Total Hrs.	# of Emp.	Total Hrs.	# of Emp.	Total Hrs.	# of Emp.	Total Hrs.	# of Emp.	Total Hrs.	# of Emp.	Total Hrs.	# of Emp.	Total Hrs.
BCF	Showroom	6	1124.50	5	1,018.50	4	941.00	4	867.00	4	696.00	4	522.00	3	664.00
BCF	Plateshop	7	1132.00	6	958.00	9	1,057.00	6	896.00	7	1,088.00	6	1,056.00	6	5,808.00
MSP	Upholstery PIE Program	0	0.00	-	0.00	-	0.00	-	0.00	-	0.00	-	0.00	-	0.00
MSP	Upholstery	4	355.40	4	435.80	6	534.90	7	559.70	7	689.30	7	723.90	6	416.40
MSP	Woodshop	66	5909.70	60	6,210.80	65	8,123.70	72	8,202.80	74	9,295.40	70	8,901.50	66	6,156.70
MSP	Machine Shop	6	723.90	6	786.10	6	949.50	5	770.30	5	797.50	5	880.30	7	776.90
MSP	Finishing Shop	15	1368.00	15	1,475.90	16	1,819.80	13	1,453.90	12	1,461.10	12	1,340.20	11	1,034.30
MSP	Card Design/ Drawing	0	0.00	1	15.00	1	35.00	-	0.00	-	0.00	-	0.00	2	8.00
MSP	Fly Tying	0	0.00	-	0.00	-	0.00	-	0.00	-	0.00	-	0.00	-	0.00
MSP	KEY CHAINS			2	50.00	4	50.00	3	138.00	4	156.00	-	0.00	3	117.00
MSP	MCC Women	0	0.00	-	0.00	-	0.00	-	0.00	-	0.00	-	0.00	-	0.00
MCC	Garments	0	0.00	-	0.00	-	0.00	-	0.00	-	0.00	-	0.00	-	0.00
MCC	Upholstery	4	567.50	4	512.00	6	606.50	6	714.50	7	718.00	-	0.00	4	522.50
MCC	Stitching & Embroidery	14	705.00	13	736.50	14	489.50	18	605.00	17	715.25	-	0.00	12	539.00
MCC	Print Shop	14	357.00	19	490.00	11	537.00	8	359.00	10	304.00	-	0.00	11	254.50
MVCF	Pine Grove	0	0.00	-	0.00	-	0.00	-	0.00	-	0.00	-	0.00	-	0.00
MVCF	Sawmill	16	1840.50	11	1,478.30	12	1,960.50	14	1,680.60	14	1,759.00	16	1,756.10	12	1,799.00
MVCF	Tug Toys	0	0.00	-	0.00	-	0.00	-	0.00	-	0.00	-	0.00	-	0.00
MVCF	Woodshop	8	882.80	6	984.00	7	1,082.00	8	824.50	7	1,121.50	-	0.00	-	0.00
Grand Totals		160	14966.30	152.00	15,150.90	161.00	18,186.40	164.00	17,071.30	168.00	18,801.05	120.00	15,180.00	143.00	18,096.30

Total Wages Paid Out by Month

The chart below shows, by month, the total wages paid to all resident Industries employees for the hours worked (correlating hours reflected in the chart above).

	Jun-25	Jul-25	Aug-25	Sep-25	Oct-25	Nov-25	Dec-25
MSP/BCF	\$34,751.45	\$34,959.87	\$42,039.66	\$38,798.45	\$42,342.81	\$40,004.64	\$32,844.75
MCC/SMWRC	\$4,820.13	\$5,131.26	\$4,671.02	\$4,879.50	\$4,676.43	\$4,368.20	\$4,996.63
MVCF	\$5,084.38	\$5,582.55	\$7,196.00	\$6,000.70	\$6,966.50	\$4,123.25	\$4,387.50
Grand Total	\$44,655.96	\$45,673.68	\$53,906.68	\$49,678.75	\$53,958.74	\$48,496.09	\$42,228.88



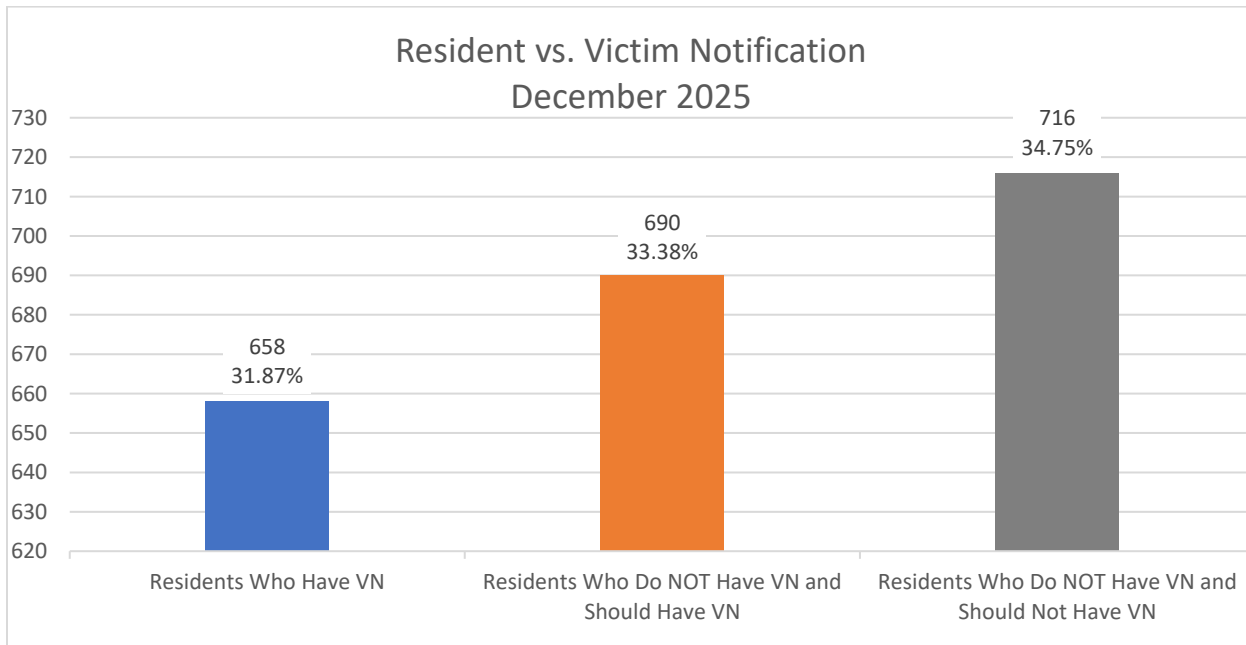
6.0 Office of Victim Services

December 2025 Highlights

Victim Notification:

MDOC, Office of Victim Services (OVS) registers victims of crime for notification of adult or juvenile resident release and enforce such requests as outlined in Statute.

- Number notification requests assisted by the MDOC OVS: 12
- Total new victims registered for notification in December 2025: 17



Safety Planning:

OVS advocates track information pertaining to releases of persons with problem sexual behavior or domestic violence history into the community. The victim advocate(s) provides support services, referrals, resources, and safety planning to crime victims prior to a registered person with problem sexual behavior or domestic violence history being released from an MDOC facility.

Victim's wrap around meetings, or "victim safety planning meetings", are offered to all victims, and/or victim's parents/guardians if the victim is a minor, in preparation for the resident's release.

- Safety Planning meetings for December 2025: 0

Restitution:

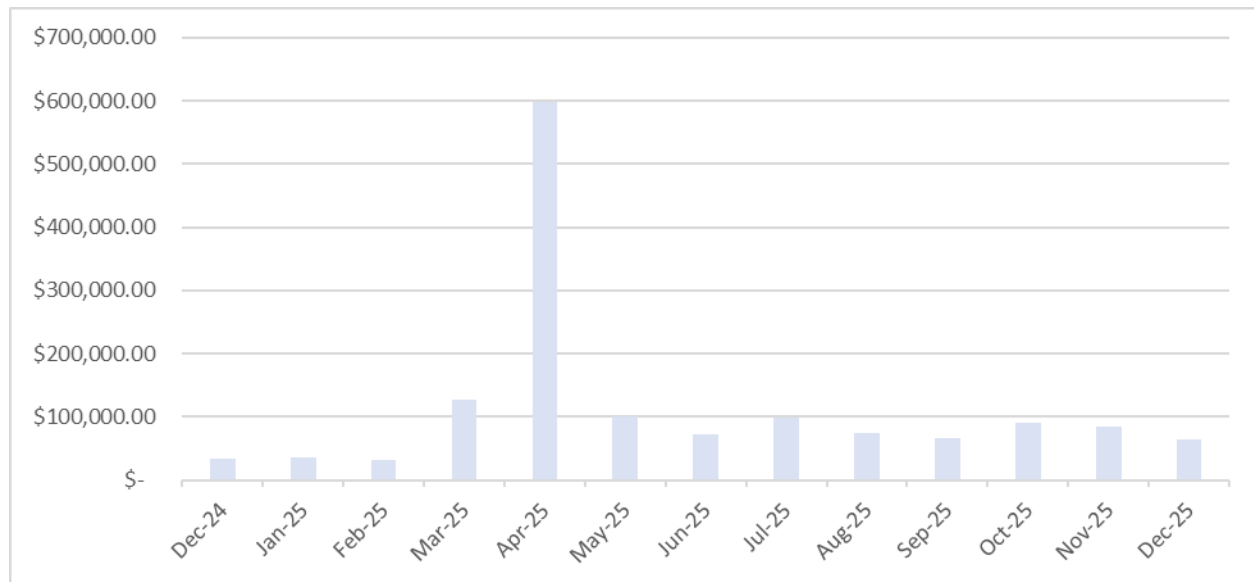
- Collected: \$64,810.49
- Disbursed to victims: \$70,831.60
- Cases researched: 100
- Victim contacts involved: 141
- Amount only disbursed due to research of OVS: \$23,810.64



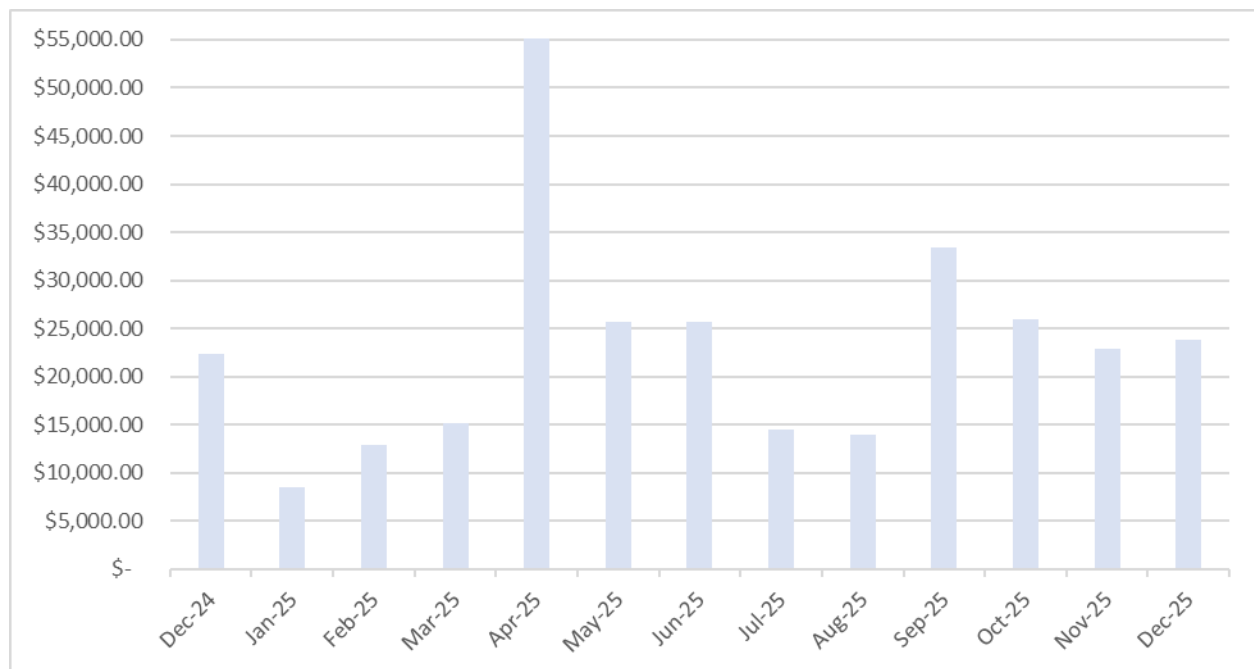
Maine Department of Corrections December 2025 Data Reporting

RESTITUTION COLLECTION

**Starting in March 2025, the amount of restitution collected reflects monies previously not included in the monthly chart totals. The additional restitution funds were collected through DOC online payments option.*



MONIES DISBURSED DUE TO ADVOCATE RESEARCH





Maine Department of Corrections December 2025 Data Reporting

7.0 Adult Community Corrections

7.1 Adult Community Caseloads

Adult Community statistics are as of **December 31, 2025**.

“Active” clients are any probationer on community supervision that requires direct contact on a regular basis. “Passive” clients require less contact on a regular basis. Clients on a passive status can be placed on active status at any time.

	Client Status	Reg I	Reg II	Reg III	Grand Total
Active	Probation	932	1506	1332	3770
	Parole	1	7	1	9
	SCCP	12	21	29	62
	Interstate Compact In	80	68	86	234
	Pending Violation	123	173	145	441
	Pending Violation - Incarcerated	77	156	153	386
Passive	County Jail	18	20	23	61
	Partial Revocation - County Jail	17	11	15	43
	Interstate Active Detainer	9	1	1	11
	Interstate Compact Out	92	62	31	185
	Warrant Absconded	252	346	363	961
Grand Total		1613	2371	2179	6163

Adult Community Caseload Clients by Status & Race

		Asian		Black or African American		Native American		Native Hawaiian or Pacific Islander		Two or More Races		Unknown		White		Grand Total
	Client Status	M	F	M	F	M	F	M	F	M	F	M	F	M	F	
Active	Probation	17	3	193	20	63	20	11	0	33	3	116	31	2599	661	3770
	Parole	0	0	0	0	0	0	0	0	0	0	0	0	8	1	9
	SCCP	0	0	4	3	0	0	1	0	0	0	2	0	40	12	62
	Interstate Compact In	1	1	16	2	3	0	0	0	3	0	5	2	168	33	234
	Pending Violation	1	0	23	4	8	1	1	0	3	0	3	2	301	94	441
	Pending Violation - Incarcerated	1	2	37	2	9	2	0	0	2	1	11	1	258	60	386
Passive	County Jail	1	0	6	0	1	1	0	0	0	0	4	0	40	8	61
	Interstate Active Detainer	1	0	4	0	0	0	0	0	0	0	1	0	5	0	11
	Interstate Compact Out	2	0	35	3	0	0	0	0	4	0	9	2	115	15	185
	Partial Revocation - County Jail	0	0	5	1	2	1	0	0	0	0	0	0	30	4	43
	Warrant Absconded	3	1	100	9	22	1	1	0	9	0	53	13	602	147	961
Grand Total		27	7	423	44	108	26	14	0	54	4	204	51	4166	1035	6163



Maine Department of Corrections December 2025 Data Reporting

7.2 Average Age and Race of Adult Probationers by Gender

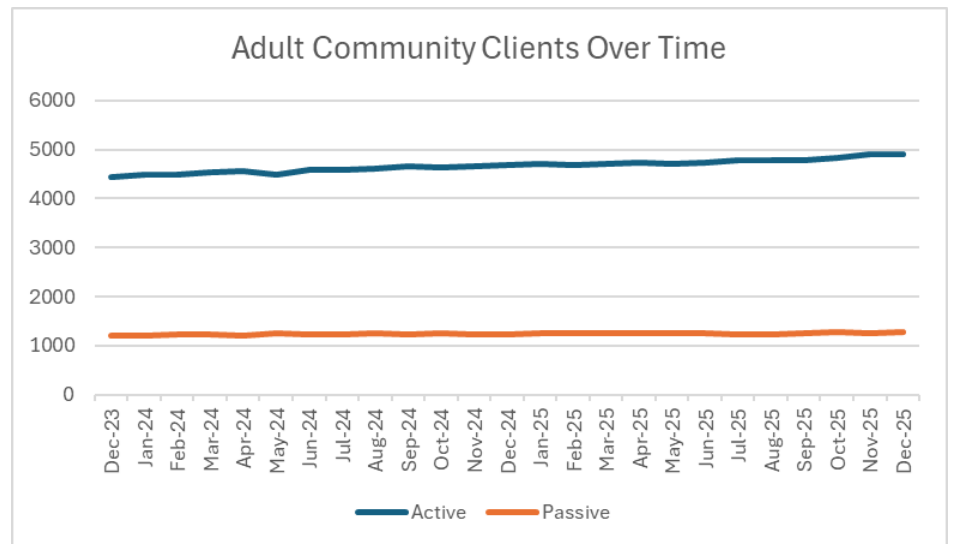
Adult Community statistics are as of **December 31, 2025**.

	Male	Female
Average Age	41	40

Race	Male		Female	
Asian	27	1%	7	1%
Black or African American	423	8%	44	4%
Native American	108	2%	26	2%
Native Hawaiian or Pac. Islander	14	0%	0	0%
Two or More Races	54	1%	4	0%
Unknown	199	4%	51	4%
White	4171	83%	1035	89%
Grand Total	4996	100%	1167	100%

7.3 Community Population Over Time

	Active	Passive
December 2023	4430	1198
January 2024	4477	1204
February 2024	4501	1225
March 2024	4544	1228
April 2024	4551	1205
May 2024	4498	1255
June 2024	4575	1231
July 2024	4582	1229
August 2024	4621	1240
September 2024	4661	1225
October 2024	4639	1243
November 2024	4661	1229
December 2024	4686	1228
January 2025	4703	1258
February 2025	4675	1254
March 2025	4721	1256
April 2025	4725	1247
May 2025	4699	1255
June 2025	4726	1242
July 2025	4779	1232
August 2025	4772	1227
September 2025	4791	1242
October 2025	4823	1267
November 2025	4895	1244
December 2025	4903	1270





Maine Department of Corrections December 2025 Data Reporting

7.4 Community Investigations

Category of Investigation	Reg I		Reg II		Reg III		Dec 2025	Total 2025
	Dec	2025	Dec	2025	Dec	2025		
Furlough Investigation	0	9	1	22	2	23		54
Pardon	0	2	2	15	0	18		35
Pre-Sentence Investigation	0	2	0	2	0	2		6
SCCP	7	61	10	91	18	124		276
Interstate Compact Investigations							19	202

7.5 Leading the Way and Waypoint Community Transitional Residential Programs

“Leading the Way” is a Transitional Living Program in Bangor which currently has 14 beds. The community-based transitional residential program provides a safe, structured, living residence designed around engagement with needed support and services, including behavioral health, independent living skills, and other targeted intervention services to help individuals rebuild after justice involvement.

	On Probation	On SCCP	Drug Court (also on probation)	Total
Census 12/31/2025	11	5	2	16

	Beginning Census	Admissions	Discharges	End of Month Census	Violations
March 2025	12	3	4	11	4
April 2025	11	5	2	14	1
May 2025	14	4	4	14	4
June 2025	14	4	4	14	2
July 2025	14	2	2	14	1
August 2025	14	2	5	11	3
September 2025	11	5	5	11	1
October 2025	11	11	8	14	4
November 2025	14	3	1	16	1
December 2025	16	6	6	16	1

**Violations do not necessarily change the census, as a residents can receive a violation but potentially remain in the program*

“Waypoint” is a Transitional Living Program in Auburn which currently has 8 beds. The community-based transitional residential program provides a safe, structured, living residence designed around engagement with needed support and services, including behavioral health, independent living skills, and other targeted intervention services to help individuals rebuild after justice involvement.

	On Probation	On SCCP	Drug Court (also on probation)	Total
Census 12/31/2025	6	1	0	7

	Beginning Census	Admissions	Discharges	End of Month Census	Violations
July 2025	8	1	1	8	1
August 2025	8	2	2	8	2
September 2025	8	1	1	8	1
October 2025	8	0	1	7	0
November 2025	7	2	1	8	1
December 2025	8	2	3	7	0



Maine Department of Corrections December 2025 Data Reporting

7.6 Probation Successful Completions:

Completion of probation is considered successful when a client is transferred from probation to society because their probation has terminated due to completion of the sentence. Should a client have a full revocation, or a partial revocation with termination, then their probation ends unsuccessfully.

Probation Terminations December 2025	Total	% Of Total
Successful Completions	154	81%
Full or Partial Revocations with Termination	35	19%
Total Discharges from Probation	189	100%

7.7 Violations & Revocations

Violations are broken up into three categories and are detailed below to help better understand the table.

- Felony – Probation Violation based on new criminal conduct that is a felony charge.
- Misdemeanor – Probation Violation based on new misdemeanor charges.
- Technical Violation – Probation violation that is technical in nature. Examples include- failure to report, contact with a victim, failure to participate in treatment, and absconding from probation (not limited to these).

Revocations are broken into three categories and are detailed below to help better understand the table.

- Full Revocation – A probationer has violated the terms of their current probation and will be serving their underlying sentence at a MDOC facility.
- Probation Revocation with Continuation – Probationer will be serving time for a probation violation in either a county jail or in a MDOC facility. Upon release, the probationer will continue probation.
- Probation Revocation with Termination – Probationer will serve time for their probation violation in a county jail or MDOC facility. Upon release, the person will not be on probation.

December 2025 Revocations by Type and Region		County Jail						MDOC Facility						Totals
		Male			Female			Male			Female			All Genders
Violation Type	Revocation Type	R 1	R 2	R 3	R 1	R 2	R 3	R 1	R 2	R 3	R 1	R 2	R 3	All Regions
Felony	Full Revocation	2	0	2	0	0	0	2	1	2	0	0	0	9
	Probation Revocation with Continuation	2	3	11	0	1	1	2	3	1	0	0	0	24
	Probation Revocation with Termination	4	1	0	0	0	0	0	2	2	2	0	1	12
Misdemeanor	Full Revocation	1	0	0	0	0	0	0	0	0	0	0	0	1
	Probation Revocation with Continuation	4	6	5	1	1	2	0	1	0	0	1	0	21
	Probation Revocation with Termination	0	2	3	0	0	0	0	1	0	0	0	0	6
Technical	Full Revocation	0	0	0	0	0	0	0	1	0	0	0	0	1
	Probation Revocation with Continuation	6	6	3	1	2	0	1	2	0	0	0	0	21
	Probation Revocation with Termination	1	0	0	0	0	0	1	2	0	2	0	0	6
Grand Total		20	18	24	2	4	3	6	13	5	4	1	1	101



Maine Department of Corrections
Correctional Programming Division
25 Tyson Drive
Augusta, ME 04330
Phone (207) 287-2711
Fax (207) 287-4370
<http://www.maine.gov/corrections>

Making our communities safer by reducing harm through supportive intervention, empowering change, and restoring lives is the mission of the Maine Department of Corrections.